

Medicare Group Q.P.S.C.

FINANCIAL STATEMENTS

31 DECEMBER 2024

INDEPENDENT AUDITOR'S REPORT TO THE SHAREHOLDERS OF MEDICARE GROUP Q.P.S.C.

Report on the audit of the financial statements

Opinion

We have audited the financial statements of Medicare Group Q.P.S.C. (the "Company"), which comprise the statement of financial position as at 31 December 2024, and the statement of profit or loss and other comprehensive income, statement of changes in equity and statement of cash flows for the year then ended, and notes to the financial statements, including material accounting policy information.

In our opinion, the accompanying financial statements present fairly, in all material respects, the financial position of the Company as at 31 December 2024 and its financial performance and its cash flows for the year then ended in accordance with IFRS Accounting Standards as issued by the International Accounting Standards Board (IASB).

Basis for opinion

We conducted our audit in accordance with International Standards on Auditing (ISAs). Our responsibilities under those standards are further described in the Auditor's responsibilities for the audit of the financial statements section of our report. We are independent of the Company in accordance with the International Ethics Standards Board for Accountants' *International Code of Ethics for Professional Accountants (including International Independence Standards)* (IESBA Code) together with the ethical requirements that are relevant to our audit of the financial statements in Qatar, and we have fulfilled our other ethical responsibilities in accordance with these requirements and the IESBA Code. We believe that the audit evidence we have obtained is sufficient and appropriate to provide a basis for our opinion.

Key audit matters

Key audit matters are those matters that, in our professional judgment, were of most significance in the audit of the financial statements of the current period. These matters were addressed in the context of the audit of the financial statements as a whole, and in forming the auditor's opinion thereon, and we do not provide a separate opinion on these matters. For each matter below, our description of how our audit addressed the matter is provided in that context.

We have fulfilled the responsibilities described in the *Auditor's responsibilities for the audit of the financial statements* section of our report, including in relation to these matters. Accordingly, our audit included the performance of procedures designed to respond to our assessment of the risks of material misstatement of the financial statements. The results of our audit procedures, including the procedures performed to address the matters below, provide the basis for our audit opinion on the accompanying financial statements.

Key audit matters	How our audit addresses the key audit matter
<p>Revenue recognition</p> <p>The Company recognized revenue of QR 523 million for the year ended 31 December 2024 (2023: QR 486 million). The Company recognizes revenue when the healthcare services are rendered to its customers and at the point in time when the customer obtains control of the goods, which is generally at the time of delivery.</p> <p>Revenue recognition is considered as a key audit matter due to significance of the amounts and there is a risk that revenue may be misstated due to management's override of controls.</p> <p>Revenue related disclosures are included in Note 19 to the financial statements.</p>	<p>Our audit procedures in this area included the following:</p> <ul style="list-style-type: none"> • Compared the Company's revenue recognition policy with IFRS 15, Revenue from contracts with customers and assessed the appropriateness. • Tested the design and operating effectiveness of the internal controls surrounding the revenue recognition process. • Performed correlation analysis between revenue, trade receivables, and cash and analytical review procedures on revenue based on monthly sales and profit margins. • Tested journal entries based on revenue related risk profiles (such as amounts, posting date, adjustments) to identify any instances of management override. • Evaluated the adequacy of disclosures relating to revenue.

**INDEPENDENT AUDITOR'S REPORT
TO THE SHAREHOLDERS OF MEDICARE GROUP Q.P.S.C. (CONTINUED)**

Report on the audit of the financial statements (continued)

Other information included in the Company's 2024 Annual Report

Other information consists of the information included in the Company's 2024 Annual Report, other than the financial statements and our auditor's report thereon. The Company's 2024 Annual Report is expected to be made available to us after the date of this auditor's report. Management is responsible for the other information.

Our opinion on the financial statements does not cover the other information and we do not express any form of assurance conclusion thereon.

In connection with our audit of the financial statements, our responsibility is to read the other information identified above when it becomes available and, in doing so, consider whether the other information is materially inconsistent with the financial statements or our knowledge obtained in the audit or otherwise appears to be materially misstated.

Responsibilities of Board of Directors for the financial statements

The Board of Directors of the Company is responsible for the preparation and fair presentation of the financial statements in accordance with IFRS Accounting Standards, and for such internal control as the Board of Directors determines is necessary to enable the preparation of financial statements that are free from material misstatement, whether due to fraud or error.

In preparing the financial statements, the Board of Directors is responsible for assessing the Company's ability to continue as a going concern, disclosing, as applicable, matters related to going concern and using the going concern basis of accounting unless the Board of Directors either intends to liquidate the Company or to cease operations, or has no realistic alternative but to do so.

The Board of Directors is responsible for overseeing the Company's financial reporting process.

Auditor's responsibilities for the audit of the financial statements

Our objectives are to obtain reasonable assurance about whether the financial statements as a whole are free from material misstatement, whether due to fraud or error, and to issue an auditor's report that includes our opinion. Reasonable assurance is a high level of assurance, but is not a guarantee that an audit conducted in accordance with ISAs will always detect a material misstatement when it exists. Misstatements can arise from fraud or error and are considered material if, individually or in the aggregate, they could reasonably be expected to influence the economic decisions of users taken on the basis of these financial statements.

As part of an audit in accordance with ISAs, we exercise professional judgment and maintain professional skepticism throughout the audit. We also:

- Identify and assess the risks of material misstatement of the financial statements, whether due to fraud or error, design and perform audit procedures responsive to those risks, and obtain audit evidence that is sufficient and appropriate to provide a basis for our opinion. The risk of not detecting a material misstatement resulting from fraud is higher than for one resulting from error, as fraud may involve collusion, forgery, intentional omissions, misrepresentations, or the override of internal control.
- Obtain an understanding of internal control relevant to the audit in order to design audit procedures that are appropriate in the circumstances, but not for the purpose of expressing an opinion on the effectiveness of the Company's internal control.
- Evaluate the appropriateness of accounting policies used and the reasonableness of accounting estimates and related disclosures made by the Board of Directors.

**INDEPENDENT AUDITOR'S REPORT
TO THE SHAREHOLDERS OF MEDICARE GROUP Q.P.S.C. (CONTINUED)**

Report on the audit of the financial statements (continued)

Auditor's responsibilities for the audit of the financial statements (continued)

- Conclude on the appropriateness of the Board of Directors' use of the going concern basis of accounting and, based on the audit evidence obtained, whether a material uncertainty exists related to events or conditions that may cast significant doubt on the Company's ability to continue as a going concern. If we conclude that a material uncertainty exists, we are required to draw attention in our auditor's report to the related disclosures in the financial statements or, if such disclosures are inadequate, to modify our opinion. Our conclusions are based on the audit evidence obtained up to the date of our auditor's report. However, future events or conditions may cause the Company to cease to continue as a going concern.
- Evaluate the overall presentation, structure and content of the financial statements, including the disclosures, and whether the financial statements represent the underlying transactions and events in a manner that achieves fair presentation.

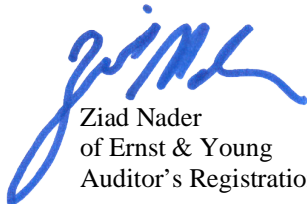
We communicate with the Board of Directors regarding, among other matters, the planned scope and timing of the audit and significant audit findings, including any significant deficiencies in internal control that we identify during our audit.

We also provide the Board of Directors with a statement that we have complied with relevant ethical requirements regarding independence, and to communicate with them all relationships and other matters that may reasonably be thought to bear on our independence, and where applicable, actions taken to eliminate threats or safeguards applied.

From the matters communicated with the Board of Directors, we determine those matters that were of most significance in the audit of the financial statements of the current period and are therefore the key audit matters. We describe these matters in our auditor's report unless law or regulation precludes public disclosure about the matter or when, in extremely rare circumstances, we determine that a matter should not be communicated in our report because the adverse consequences of doing so would reasonably be expected to outweigh the public interest benefits of such communication.

Report on legal and other regulatory requirements

Furthermore, in our opinion, proper books of account have been kept by the Company, an inventory count has been conducted in accordance with established principles, and the financial statements comply with the Qatar Commercial Companies' Law No. 11 of 2015, as amended by Law No.8 of 2021 and the Company's Articles of Association. We have obtained all the information and explanations we required for the purpose of our audit and are not aware of any violations of the above-mentioned law or the Articles of Association having occurred during the year, which might have had a material adverse effect on the Company's financial position or performance.



Ziad Nader
of Ernst & Young
Auditor's Registration No 258

Date: 24 February 2025
Doha

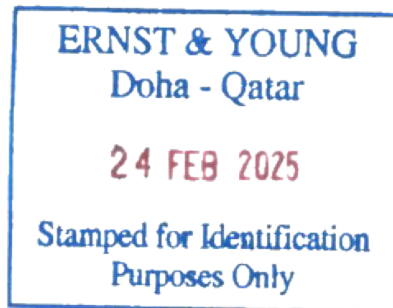


Medicare Group Q.P.S.C.


STATEMENT OF FINANCIAL POSITION


At 31 December 2024

	Notes	2024 QR	2023 QR
ASSETS			
Non-current assets			
Property and equipment	5	1,041,449,857	1,048,647,205
Investment property	6	26,244,000	26,270,000
Right-of-use asset	7	-	35,242,551
Investments at fair value through other comprehensive income	8	73,401,634	73,362,823
		<u>1,141,095,491</u>	<u>1,183,522,579</u>
Current assets			
Inventories	9	31,253,873	29,267,001
Accounts receivable and prepayments	10	131,641,714	120,881,846
Cash and cash equivalents	11	108,792,159	12,499,637
		<u>271,687,746</u>	<u>162,648,484</u>
Total assets		<u>1,412,783,237</u>	<u>1,346,171,063</u>
EQUITY AND LIABILITIES			
Equity			
Share capital	12	281,441,000	281,441,000
Legal reserve	13	128,586,417	122,580,725
Fair value reserve	8	22,036,690	21,997,879
Revaluation reserve		521,092,396	523,897,804
Retained earnings		55,981,067	62,542,874
Total equity		<u>1,009,137,570</u>	<u>1,012,460,282</u>
Non-current liabilities			
Bank facilities	16	151,394,292	62,322,772
Lease liability	7	-	38,671,765
Employees' end of service benefits	17	88,808,832	81,220,694
		<u>240,203,124</u>	<u>182,215,231</u>
Current liabilities			
Bank facilities	16	33,896,444	27,314,938
Lease liability	7	-	2,021,072
Accounts payable and accruals	18	129,546,099	122,159,540
		<u>163,442,543</u>	<u>151,495,550</u>
Total liabilities		<u>403,645,667</u>	<u>333,710,781</u>
Total equity and liabilities		<u>1,412,783,237</u>	<u>1,346,171,063</u>



These financial statements were approved and signed on behalf of the Board of Directors by the following on 24 February 2025:


 Dr. Khalid Bin Thani Bin Abdulla Al-Thani
 Vice Chairman & Managing Director


 Khalid Mohammed Al-Emadi
 Chief Executive Officer

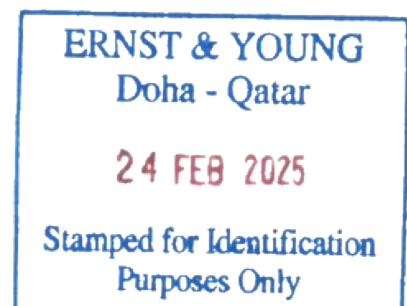
The attached notes 1 to 31 form part of these financial statements.

Medicare Group Q.P.S.C.

STATEMENT OF PROFIT OR LOSS AND OTHER COMPREHENSIVE INCOME

For the year ended 31 December 2024

	Notes	2024 QR	2023 QR
Continuing operations			
Operating income	19	523,491,870	485,956,856
Operating costs	20	<u>(326,808,239)</u>	<u>(309,893,200)</u>
Gross profit		196,683,631	176,063,656
Other income	21	7,873,882	7,911,178
Profit from deposits with Islamic banks		3,687,728	512,405
General and administrative expenses	22	(98,790,425)	(94,239,506)
Depreciation of property and equipment	5	(15,275,988)	(14,034,385)
Fair value (loss)/gain on investment property	6	(26,000)	36,190
Finance costs	23	<u>-</u>	<u>(18,531)</u>
Net profit for the year from continuing operations		94,152,828	76,231,007
Discontinued operations			
Loss from discontinued operations	31	<u>(34,095,908)</u>	<u>(10,530,447)</u>
Profit for the year		<u>60,056,920</u>	<u>65,700,560</u>
<i>Other comprehensive income not to be reclassified to profit or loss in subsequent periods:</i>			
Net gain from investments at fair value through other comprehensive income	8	38,811	3,632,428
Net loss from revaluation of property and equipment	5	<u>-</u>	<u>(21,550,911)</u>
Other comprehensive income/(loss) for the year		<u>38,811</u>	<u>(17,918,483)</u>
Total comprehensive income for the year		<u>60,095,731</u>	<u>47,782,077</u>
Basic and diluted earnings per share (expressed in Qatari riyals per share)	24	<u>0.21</u>	<u>0.23</u>



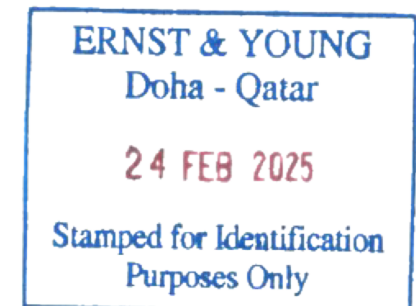
The attached notes 1 to 31 form part of these financial statements.

Medicare Group Q.P.S.C.

STATEMENT OF CHANGES IN EQUITY

For the year ended 31 December 2024

	<i>Share capital QR</i>	<i>Legal reserve QR</i>	<i>Fair value reserve QR</i>	<i>Revaluation reserve QR</i>	<i>Retained earnings QR</i>	<i>Total equity QR</i>
Balance at 1 January 2023	281,441,000	116,010,669	18,365,451	549,025,726	75,356,136	1,040,198,982
Net profit for the year	-	-	-	-	65,700,560	65,700,560
Other comprehensive income/(loss) for the year	-	-	3,632,428	(21,550,911)	-	(17,918,483)
Total comprehensive income for the year	-	-	3,632,428	(21,550,911)	65,700,560	47,782,077
Transfer to legal reserve	-	6,570,056	-	-	(6,570,056)	-
Transfer of depreciation of revalued assets	-	-	-	(3,577,011)	3,577,011	-
Contribution to social and sports fund (Note 14)	-	-	-	-	(1,642,514)	(1,642,514)
Dividend for the year (Note 15)	-	-	-	-	(73,878,263)	(73,878,263)
Balance at 31 December 2023	281,441,000	122,580,725	21,997,879	523,897,804	62,542,874	1,012,460,282
Net profit for the year	-	-	-	-	60,056,920	60,056,920
Other comprehensive income for the year	-	-	38,811	-	-	38,811
Total comprehensive income for the year	-	-	38,811	-	60,056,920	60,095,731
Transfer to legal reserve	-	6,005,692	-	-	(6,005,692)	-
Transfer of depreciation of revalued assets	-	-	-	(2,805,408)	2,805,408	-
Contribution to social and sports fund (Note 14)	-	-	-	-	(1,501,423)	(1,501,423)
Dividend for the year (Note 15)	-	-	-	-	(61,917,020)	(61,917,020)
Balance at 31 December 2024	281,441,000	128,586,417	22,036,690	521,092,396	55,981,067	1,009,137,570



The attached notes 1 to 31 form part of these financial statements.

Medicare Group Q.P.S.C.

STATEMENT OF CASH FLOWS

For the year ended 31 December 2024

	Notes	2024 QR	2023 QR
OPERATING ACTIVITIES			
Net profit for the year from continuing activities		94,152,828	76,231,007
Net loss for the period from discontinued activities		(34,095,908)	(10,530,447)
Profit for the period		60,056,920	65,700,560
<i>Adjustments for:</i>			
Depreciation of property and equipment	5	25,825,546	26,066,502
Fair value loss/(gain) on investment property	6	26,000	(36,190)
Amortisation of right-of-use asset	7	783,168	2,349,504
Provision for obsolete and slow-moving inventories	9	316,140	-
Provision for employees' end of service benefits	17	11,915,153	9,954,817
Profit from deposits with Islamic banks		(3,687,728)	(512,405)
Dividend income	21	(4,096,124)	(2,704,852)
Impairment loss on discontinued operations		36,242,212	-
Gain on derecognition of lease liability		(5,568,712)	-
Finance costs	23	535,258	1,676,577
Operating profit before working capital changes		122,347,833	102,494,513
<i>Working capital changes:</i>			
Inventories		(2,303,012)	1,319,103
Accounts receivable and prepayments		(11,830,012)	(11,023,477)
Accounts payable and accruals		7,815,170	2,799,266
Cash generated from operations		116,029,979	95,589,405
Contribution paid to social and sports fund		(1,642,514)	(1,979,120)
Employees' end of service benefits paid	17	(4,327,015)	(6,026,375)
Finance costs paid		-	(18,531)
Net cash flow from operating activities		110,060,450	87,565,379
INVESTING ACTIVITIES			
Additions to property and equipment	5	(54,870,410)	(63,552,075)
Investment in short term deposits with maturity more than 3 months		(88,000,000)	-
Movement in advance payments towards capital projects		3,405,588	8,205,164
Profit received from deposits with Islamic banks		1,352,284	512,405
Dividend income received	21	4,096,124	2,704,852
Net cash flow used in investing activities		(134,016,414)	(52,129,654)
FINANCING ACTIVITIES			
Drawdown of bank facilities	16	200,000,000	40,000,000
Repayment of bank facilities	16	(104,346,974)	(28,801,824)
Cash dividends paid	15	(62,204,540)	(72,684,499)
Payment of lease liability	7	(1,200,000)	(3,600,000)
Net cash flow generated from/ (used in) financing activities		32,248,486	(65,086,323)
NET INCREASE/ (DECREASE) IN CASH AND CASH EQUIVALENTS		8,292,522	(29,650,598)
Cash and cash equivalents at 1 January		12,499,637	42,150,235
CASH AND CASH EQUIVALENTS AT 31 DECEMBER	11	20,792,159	12,499,637

The attached notes 1 to 31 form part of these financial statements.

1 CORPORATE INFORMATION AND PRINCIPAL ACTIVITIES

Medicare Group Q.P.S.C. (formerly known as “Al Ahli Specialized Hospital Company Q.S.C.”) is a Qatari Public Shareholding Company incorporated on 30 December 1996 under the Commercial Registration number 18895. The Company’s main activity is the operation of a specialized hospital and promoting medical services in the State of Qatar. The Company’s registered office address is at Ahmed Bin Ali Street, Wadi Al Sail, Doha, State of Qatar, P.O. Box 6401. The Company is listed on the Qatar Stock Exchange.

The Company provides medical services through Al Ahli Hospital located in Wadi Al Sail. The Company also operated a medical clinic center in Al Wakrah which commenced its operations during February 2019. On 30 April 2024, the Company ceased the operations of Wakra Clinic, and was classified as discontinued operations.

The financial statements of the Company for the year ended 31 December 2024 were authorised for issue in accordance with a resolution of the Board of Directors on 24 February 2025.

2 BASIS OF PREPARATION

2.1 Basis of preparation

The financial statements of the Company have been prepared in accordance with International Financial Reporting Standards (“IFRS”) as issued by the International Accounting Standards Board (“IASB”).

The financial statements have been prepared under the historical cost convention, except for financial assets at fair value through other comprehensive income, investment property which are carried at fair value and land and buildings which are carried at revalued amount.

The financial statements are presented in Qatari Riyals (“QR”), which is the Company’s functional and presentational currency.

2.2 Statement of compliance

The financial statements comply with the requirements of Qatar Commercial Companies Law No.11 of 2015, as amended by Law No.8 of 2021.

In preparing these financial statements, the management has made judgements and estimates as disclosed in note 30, that affect the application of the Company’s accounting policies and the reported amounts of assets, liabilities, income and expenses. Actual results may differ from these estimates. Estimates and underlying assumptions are reviewed on an ongoing basis. Revisions to estimates are recognised prospectively.

3 CHANGES IN ACCOUNTING POLICIES AND DISCLOSURES

New and amended standards and interpretations

The accounting policies adopted are consistent with those of the previous financial year, except for the following new and amended standards and interpretations issued by the International Accounting Standards Board (IASB) effective from 1 January 2024 as noted below:

The Company applied for the first-time certain standards and amendments, which are effective for annual periods beginning on or after 1 January 2024 (unless otherwise stated).

<i>Topics</i>	<i>Effective date</i>
Amendments to IFRS 16 - Lease Liability in a Sale and Leaseback –	1 January 2024
Disclosure: Supplier Finance Arrangements -Amendments to IAS 7 and IFRS 7	1 January 2024
Amendments to IAS 1 - Classification of Liabilities as Current or Non-current and Non-current Liabilities with Covenants	1 January 2024

The new standard and amendments had no impact on the Company’s financial statements.

NOTES TO THE FINANCIAL STATEMENTS

At 31 December 2024

3 CHANGES IN ACCOUNTING POLICIES AND DISCLOSURES (CONTINUED)**New and amended standards and interpretations (continued)****Amendments to IFRS 16: Lease Liability in a Sale and Leaseback**

In September 2022, the IASB issued amendments to IFRS 16 to specify the requirements that a seller-lessee uses in measuring the lease liability arising in a sale and leaseback transaction, to ensure the seller-lessee does not recognise any amount of the gain or loss that relates to the right of use it retains.

The amendments are effective for annual reporting periods beginning on or after 1 January 2024 and must be applied retrospectively to sale and leaseback transactions entered into after the date of initial application of IFRS 16. Earlier application is permitted, and that fact must be disclosed.

Amendments to IAS 1: Classification of Liabilities as Current or Non-current

In January 2020 and October 2022, the IASB issued amendments to paragraphs 69 to 76 of IAS 1 to specify the requirements for classifying liabilities as current or non-current. The amendments clarify:

- What is meant by a right to defer settlement
- That a right to defer must exist at the end of the reporting period
- That classification is unaffected by the likelihood that an entity will exercise its deferral right
- That only if an embedded derivative in a convertible liability is itself an equity instrument would the terms of a liability not impact its classification

In addition, a requirement has been introduced to require disclosure when a liability arising from a loan agreement is classified as non-current and the entity's right to defer settlement is contingent on compliance with future covenants within twelve months.

Disclosure: Supplier Finance Arrangements – Amendments to IAS 7 and IFRS 7

In May 2023, the IASB issued amendments to IAS 7 Statement of Cash Flows and IFRS 7 Financial Instruments: Disclosures to clarify the characteristics of supplier finance arrangements and require additional disclosure of such arrangements. The disclosure requirements in the amendments are intended to assist users of financial statements in understanding the effects of supplier finance arrangements on an entity's liabilities, cash flows and exposure to liquidity risk.

Standards issued but not yet effective

The new and amended standards and interpretations that are issued, but not yet effective, up to the date of issuance of the Company's financial statements are disclosed below. The Company intends to adopt these new and amended standards and interpretations, if applicable, when they become effective.

<i>Topics</i>	<i>Effective date</i>
Lack of Exchangeability – Amendments to IAS 21	1 January 2025
Amendments to the Classification and Measurement of Financial Instruments - Amendments to IFRS 9 and IFRS 7	1 January 2026
Annual Improvements to IFRS Accounting Standards—Volume 11	1 January 2026
IFRS 18 Presentation and Disclosure in Financial Statements	1 January 2027
Disclosures: IFRS 19 Subsidiaries without Public Accountability	1 January 2027
Sale or Contribution of Assets between an Investor and its Associate or Joint Venture - Amendments to IFRS 10 and IAS 28	TBD

The Company has not early adopted any other standard, interpretation or amendment that has been issued as it is not yet effective.

The amendments will be effective for annual reporting periods beginning on or after 1 January 2025. Early adoption is permitted, but will need to be disclosed. The amendments are not expected to have a material impact on the Company's financial statements.

3 CHANGES IN ACCOUNTING POLICIES AND DISCLOSURES (CONTINUED)

Standards issued but not yet effective (continued)

Lack of exchangeability – Amendments to IAS 21

In August 2023, the IASB issued amendments to IAS 21 The Effects of Changes in Foreign Exchange Rates to specify how an entity should assess whether a currency is exchangeable and how it should determine a spot exchange rate when exchangeability is lacking. The amendments also require disclosure of information that enables users of its financial statements to understand how the currency not being exchangeable into the other currency affects, or is expected to affect, the entity's financial performance, financial position and cash flows.

The amendments will be effective for annual reporting periods beginning on or after 1 January 2025. Early adoption is permitted, but will need to be disclosed. When applying the amendments, a company cannot restate comparative information.

The amendments are not expected to have a material impact on the Company's financial statements.

Amendments to the Classification and Measurement of Financial Instruments - Amendments to IFRS 9 and IFRS 7

In December 2024, the Board issued Contracts Referencing Nature-dependent Electricity (Amendments to IFRS 9 and IFRS 7).

The amendments include:

- Clarifying the application of the 'own-use' requirements
- Permitting hedge accounting if these contracts are used as hedging instruments
- Adding new disclosure requirements to enable investors to understand the effect of these contracts on a company's financial performance and cash flows.

The amendments will be effective for annual reporting periods beginning on or after 1 January 2026. Early adoption is permitted, but will need to be disclosed. The clarifications regarding the 'own use' requirements must be applied retrospectively, but the guidance permitting hedge accounting have to be applied prospectively to new hedging relationships designated on or after the date of initial application.

IFRS 18 Presentation and Disclosure in Financial Statements

In April 2024, the IASB issued IFRS 18, which replaces IAS 1 Presentation of Financial Statements. IFRS 18 introduces new requirements for presentation within the statement of profit or loss, including specified totals and subtotals. Furthermore, entities are required to classify all income and expenses within the statement of profit or loss into one of five categories: operating, investing, financing, income taxes and discontinued operations, whereof the first three are new.

It also requires disclosure of newly defined management-defined performance measures, subtotals of income and expenses, and includes new requirements for aggregation and disaggregation of financial information based on the identified 'roles' of the primary financial statements (PFS) and the notes.

In addition, narrow-scope amendments have been made to IAS 7 Statement of Cash Flows, which include changing the starting point for determining cash flows from operations under the indirect method, from 'profit or loss' to 'operating profit or loss' and removing the optionality around classification of cash flows from dividends and interest. In addition, there are consequential amendments to several other standards.

IFRS 18, and the amendments to the other standards, will be effective for reporting periods beginning on or after 1 January 2027, but earlier application is permitted and must be disclosed. IFRS 18 will apply retrospectively.

IFRS 19 Subsidiaries without Public Accountability: Disclosures

In May 2024, the IASB issued IFRS 19, which allows eligible entities to elect to apply its reduced disclosure requirements while still applying the recognition, measurement and presentation requirements in other IFRS accounting standards. To be eligible, at the end of the reporting period, an entity must be a subsidiary as defined in IFRS 10, cannot have public accountability and must have a Parent (ultimate or intermediate) that prepares consolidated financial statements, available for public use, which comply with IFRS accounting standards.

IFRS 19 will become effective for reporting periods beginning on or after 1 January 2027, with early application permitted.

3 CHANGES IN ACCOUNTING POLICIES AND DISCLOSURES (CONTINUED)

Standards issued but not yet effective (continued)

Sale or Contribution of Assets between an Investor and its Associate or Joint Venture - Amendments to IFRS 10 and IAS 28

In December 2015, the IASB decided to defer the effective date of the amendments until such time as it has finalised any amendments that result from its research project on the equity method. Early application of the amendments is still permitted.

The amendments address the conflict between IFRS 10 Consolidated Financial Statements and IAS 28 Investments in Associates and Joint Ventures in dealing with the loss of control of a subsidiary that is sold or contributed to an associate or joint venture. The amendments clarify that a full gain or loss is recognised when a transfer to an associate or joint venture involves a business as defined in IFRS 3 Business combinations. Any gain or loss resulting from the sale or contribution of assets that does not constitute a business, however, is recognised only to the extent of unrelated investors' interests in the associate or joint venture.

The amendments must be applied prospectively. Early application is permitted and must be disclosed.

4 MATERIAL ACCOUNTING POLICIES

The principal accounting policies applied in the preparation of these financial statements are set out below. These policies have been applied consistently to both years presented in these financial statements.

Revenue recognition

The Company is in the business of providing healthcare services. Revenue from rendering of services and sales of medications are recognised when control of the goods or services are transferred to the customer, generally on delivery of the goods and/or services. Revenue is measured based on the consideration specified in a contract with a customer. Following are the revenue streams of the Company.

Patient services

Revenue from patient services is recognized when the patient receives the healthcare services provided by the Company.

Sale of medications

Revenue is recognized when the medications are delivered to the patient.

A performance obligation is a promise in a contract with a customer to transfer a good or service to the customer. Revenue is measured at fees calculated and billed based on various tariffs agreed with insurers reduced by provision for rejections.

All revenues are generated in the State of Qatar.

Profit from term deposits and saving accounts

Profit is accrued on a time apportioned basis, by reference to the principal outstanding and the effective profit rate applicable.

Non-cash consideration

The Company does not receive any non-cash considerations.

Rental income

Rental income is recognised on a straight-line basis over the term of the lease and presented as part of revenue due to its operating nature. The Company does not transfer substantially all the risks and rewards incidental to ownership of the asset leased out and accordingly these lease contracts are classified as operating leases.

Dividend income

Dividend income is recognised in statement of profit or loss on the date on which the Company's right to receive payment is established.

4 MATERIAL ACCOUNTING POLICIES (CONTINUED)

Property and equipment

Land and buildings held for use in the Company's operations are stated in the statement of financial position at their revalued amounts, being the fair value at the date of revaluation, less any subsequent accumulated depreciation and subsequent accumulated impairment losses. Revaluations are performed with sufficient regularity such that the carrying amounts do not differ materially from those that would be determined using fair values at the reporting date.

Any revaluation increase arising on the revaluation of such land and buildings is recognized in other comprehensive income and accumulated in equity under revaluation surplus, except to the extent that it reverses a revaluation decrease for the same asset previously recognised in profit or loss, in which case the increase is credited to profit or loss to the extent of the decrease previously charged. A decrease in the carrying amount arising on the revaluation of such land and buildings is charged to profit or loss to the extent that it exceeds the balance, if any, held in the property and equipment revaluation reserve relating to a previous revaluation of that asset.

All other property and equipment are carried at cost, net of accumulated depreciation and accumulated impairment losses, if any.

Depreciation on revalued buildings is charged to profit or loss. On the subsequent sale or retirement of a revalued property, the attributable revaluation surplus remaining in the property and equipment revaluation reserve is transferred directly to retained earnings. In addition, part of the reserve relating to the depreciation of buildings is transferred over the period for which the asset is used by the Company. The amount of the reserve transferred is the difference between the depreciation charge based on the revalued carrying amount of the asset and the depreciation charge based on the asset's original cost.

The transfer from revaluation reserve to retained earnings, whether on disposal or on a systematic basis over the life of the asset, is not made through statement of profit or loss.

Depreciation is charged on straight line basis on all property and equipment at rates calculated to write off the cost of each asset over its estimated useful life. Land and capital work in progress are not depreciated. The rates of depreciation are based upon the following estimated useful lives:

Buildings	50 years
Leasehold Improvements	20 years
Office equipment	1-7 years
Medical equipment	1-10 years
Equipment & tools	1-7 years
Vehicles	7 years
Furniture and fixtures	1-10 years

The assets residual values, useful lives and methods of depreciation are reviewed at each financial year end, and adjusted prospectively, if appropriate.

Land and capital work-in-progress are not depreciated. Depreciation method, residual value and useful lives of property and equipment are reviewed at each reporting date and adjusted if appropriate.

An item of property and equipment and any significant part initially recognize is recognized upon disposal or when no future economic benefits are expected from its use or disposal. Any gain or loss arising on derecognition of the asset (calculated as the difference between the net disposal proceeds and the carrying amount of the asset) is included in the statement of profit or loss and other comprehensive income when the asset is recognized.

Capital work-in-progress

Capital work-in-progress is stated at cost. Such costs include staff cost and borrowing costs for long term projects if the recognition criteria are met. When the asset is ready for its intended use, it is transferred from capital work-in-progress to the appropriate category under property and equipment and depreciated in accordance with the Company's policies.

4 MATERIAL ACCOUNTING POLICIES (CONTINUED)

Inventories

Inventories consists of medical and general supplies that are used in the Company's operations. Inventories are stated at the lower of cost or net realisable value. Costs are those expenses incurred in bringing each product to its present location and condition. Cost is determined on weighted average method. Net realisable value is based on estimated selling price in the ordinary course of business less the estimated costs necessary to make the sale. Provision is made for obsolete, slow-moving and damaged inventories based on management's judgment.

Investment property

Land and buildings are considered as investment property only when they are being held to earn rentals or for capital appreciation or both.

Investment property are measured initially at cost, including transaction costs and borrowing costs that are directly attributable to construction of the asset. The carrying amount includes the cost of replacing part of an existing investment property at the time that cost is incurred if the recognition criteria are met; and excludes the costs of day-to-day servicing of an investment property. Subsequent to initial recognition, investment property are stated at fair value, which reflects market conditions at the reporting date. Gains or losses arising from changes in the fair values of investment property are included in the statement of profit or loss statement in the year in which they arise.

Investment property are derecognised when either they have been disposed of (i.e., at the date the recipient obtains control) or when they are permanently withdrawn from use and no future economic benefit is expected from their disposal. The difference between the net disposal proceeds and the carrying amount of the asset is recognised in profit or loss in the period of derecognition. The amount of consideration to be included in the gain or loss arising from the derecognition of investment property is determined in accordance with the requirements for determining the transaction price in IFRS 15.

Transfers are made to (or from) investment property only when there is a change in use. For a transfer from investment property to owner-occupied property, the deemed cost for subsequent accounting is the fair value at the date of change in use. If owner-occupied property becomes an investment property, the Company accounts for such property in accordance with the policy stated under property and equipment up to the date of change in use.

Impairment of non-financial assets

The Company assesses at each reporting date whether there is an indication that an asset may be impaired. If any such indication exists, or when annual impairment testing for an asset is required, the Company makes an estimate of the asset's recoverable amount. An asset's recoverable amount is the higher of an asset's or cash-generating unit's fair value less costs to sell and its value in use and is determined for an individual asset, unless the asset does not generate cash inflows that are largely independent of those from other assets or groups of assets. Where the carrying amount of an asset exceeds its recoverable amount, the asset is considered impaired and is written down to its recoverable amount. In assessing value in use, the estimated future cash flows are discounted to their present value using a pre-tax discount rate that reflects current market assessments of the time value of money and the risks specific to the asset.

Impairment losses of continuing operations are recognised in the statement of profit or loss and other comprehensive income in those expense categories consistent with the function of the impaired asset.

An assessment is made at each reporting date as to whether there is any indication that previously recognised impairment losses no longer exist or have decreased. If such indication exists, the recoverable amount is estimated. A previously recognised impairment loss is reversed only if there has been a change in the estimates used to determine the asset's recoverable amount since the last impairment loss was recognised.

The reversal is limited so that the carrying amount of the asset does not exceed its recoverable amount, nor exceed the carrying amount that would have been determined, net of depreciation, had no impairment loss been recognised for the asset in prior years. Such reversal is recognised in the statement of profit or loss and other comprehensive income unless the asset is carried at revalued amount, in which case the reversal is treated as a revaluation increase. After such a reversal the depreciation charge is adjusted in future periods to allocate the asset's revised carrying amount, less any residual value, on a systematic basis over its remaining useful life.

4 MATERIAL ACCOUNTING POLICIES (CONTINUED)

Financial instruments

A financial instrument is any contract that gives rise to a financial asset of one entity and a financial liability or equity instrument of another entity.

Financial assets

Financial assets are classified, at initial recognition, as subsequently measured at amortised cost, fair value through other comprehensive income (OCI), and fair value through profit or loss.

Initial recognition and measurement

The classification of financial assets at initial recognition depends on the financial asset's contractual cash flow characteristics and the Company's business model for managing them. With the exception of trade receivables that do not contain a significant financing component or for which the Company has applied the practical expedient, the Company initially measures a financial asset at its fair value plus, in the case of a financial asset not at fair value through profit or loss, transaction costs. Trade receivables that do not contain a significant financing component or for which the Company has applied the practical expedient are measured at the transaction price determined under IFRS 15.

In order for a financial asset to be classified and measured at amortised cost or fair value through OCI, it needs to give rise to cash flows that are 'solely payments of principal and interest (SPPI)' on the principal amount outstanding. This assessment is referred to as the SPPI test and is performed at an instrument level.

The Company's business model for managing financial assets refers to how it manages its financial assets in order to generate cash flows. The business model determines whether cash flows will result from collecting contractual cash flows, selling the financial assets, or both.

Purchases or sales of financial assets that require delivery of assets within a time frame established by regulation or convention in the market place (regular way trades) are recognised on the trade date, i.e., the date that the Company commits to purchase or sell the asset.

Business model: the business model reflects how the Company manages the assets in order to generate cash flows. That is, whether the Company's objective is solely to collect the contractual cash flows from the assets or is to collect both the contractual cash flows and cash flows arising from the sale of assets. If neither of these is applicable (e.g. financial assets are held for trading purposes), then the financial assets are classified as part of 'other' business model and measured at FVTPL. Factors considered by the Company in determining the business model for a Company of assets include past experience on how the cash flows for these assets were collected, how the asset's performance is evaluated and reported to key management personnel, how risks are assessed and managed and how managers are compensated.

SPPI: Where the business model is to hold assets to collect contractual cash flows or to collect contractual cash flows and sell, the Company assesses whether the financial instruments' cash flows represent solely payments of principal and interest (the 'SPPI test'). In making this assessment, the Company considers whether the contractual cash flows are consistent with a basic lending arrangement, i.e. interest includes only consideration for the time value of money, credit risk, other basic lending risks and a profit margin that is consistent with a basic lending arrangement. Where the contractual terms introduce exposure to risk or volatility that are inconsistent with a basic lending arrangement, the related financial asset is classified and measured at FVTPL.

Subsequent measurement

Financial assets at amortised cost (debt instruments)

Debt instruments of the Company are subsequently measured at "amortised cost". This category includes trade and other receivables, and cash at bank.

Debt instruments at amortised cost for financial assets that are held within a business model with the objective to hold the financial assets in order to collect contractual cash flows that meet the SPPI criterion. A gain or loss on a debt instrument that is subsequently measured at amortised cost is recognised in statement of profit or loss when the asset is derecognised or impaired. Interest income from these financial assets is included in finance income using the effective interest rate (EIR) method.

4 MATERIAL ACCOUNTING POLICIES (CONTINUED)

Financial instruments (continued)

Financial assets (continued)

Subsequent measurement (continued)

Financial assets at amortised cost (debt instruments) (continued)

The Company reclassifies debt instruments when and only when its business model for managing those assets changes. The reclassification takes place from the start of the first reporting period following the change. Such changes are expected to be very infrequent.

Investments at fair value through profit and loss

All financial assets are recognized and derecognized on trade date when the purchase or sale of a financial asset is under a contract whose terms require delivery of the financial asset within the timeframe established by the market concerned. Financial assets are initially measured at fair value, plus transaction costs, except for those financial assets classified as at fair value through profit or loss (FVTPL), which are initially measured at fair value.

Investments in equity instruments are classified as at fair value through profit or loss, unless the Company designates an investment that is not held for trading as at fair value through other comprehensive income (FVTOCI) at initial recognition as described below.

Financial assets at fair value through profit or loss are measured at fair value, with any gains or losses arising on re-measurement recognized in profit or loss. The net gain or loss recognized in profit or loss is included in investment income in the statement of profit or loss. Fair value of financial assets at fair value through profit or loss in an organized financial market is determined by reference to market bid prices at the close of business at the reporting date.

Investments at fair value through other comprehensive income (FVTOCI)

At initial recognition, the Company can make an irrevocable election (on an instrument-by-instrument basis) to designate investments in equity instruments as at fair value through other comprehensive income ("FVTOCI"). Designation at FVTOCI is not permitted if the equity investment is held for trading.

Investments in equity instruments at FVTOCI are initially measured at fair value plus transaction costs. Subsequently, they are measured at fair value with gains and losses arising from changes in fair value recognized in other comprehensive income and accumulated in the fair value reserve. Where the asset is disposed of, the cumulative gain or loss previously accumulated in the fair value reserve is not reclassified to profit or loss, but is reclassified to retained earnings. Dividends on these investments in equity instruments are recognized in statement of profit or loss when the Company's right to receive the dividends is established, unless the dividends clearly represent a recovery of part of the cost of the investment. Dividends earned are recognized in statement of profit or loss and are included in the 'Dividend income'.

Derecognition of financial assets

A financial asset (or, where applicable a part of a financial asset or part of a company of similar financial assets) is derecognized where:

- the rights to receive cash flows from the asset have expired;
- the Company retains the right to receive cash flows from the asset, but has assumed an obligation to pay them in full without material delay to a third party under a 'pass-through' arrangement; or
- the Company has transferred its rights to receive cash flows from the asset and either (a) has transferred substantially all the risks and rewards of the asset, or (b) has neither transferred nor retained substantially all the risks and rewards of the asset but has transferred control of the asset.

Where the Company has transferred its rights to receive cash flows from an asset and has neither transferred nor retained substantially all the risks and rewards of the asset nor transferred control of the asset, the asset is recognized to the extent of the Company's continuing involvement in the asset. Continuing involvement that takes the form of a guarantee over the transferred asset is measured at the lower of the original carrying amount of the asset and the maximum amount of consideration that the Company could be required to repay.

4 MATERIAL ACCOUNTING POLICIES (CONTINUED)

Financial instruments (continued)

Financial assets (continued)

Impairment of financial assets

The adoption of IFRS 9 has fundamentally changed the Company's accounting for impairment losses for financial assets by replacing IAS 39's incurred loss approach with a forward-looking expected credit loss (ECL) approach. IFRS 9 requires the Company to record an allowance for ECLs for all debt investments at amortized cost as FVTOCI.

The Company calculates ECLs based on three probability-weighted scenarios to measure the expected cash shortfalls, discounted at an approximation to the EIR. A cash shortfall is the difference between the cash flows that are due to an entity in accordance with the contract and the cash flows that the entity expects to receive. The mechanics of the ECL calculations are outlined below and the key elements are as follows:

- **PD** The *Probability of Default* is an estimate of the likelihood of default over a given time horizon.
- **EAD** The *Exposure at Default* is an estimate of the exposure at a future default date, taking into account expected changes in the exposure after the reporting date and accrued interest.
- **LGD** The *Loss Given Default* is an estimate of the loss arising in the case where a default occurs at a given time. It is usually expressed as a percentage of the EAD.

When estimating the ECLs, the Company considers three scenarios (a base case, a best case and worst case). The maximum period for which the credit losses are determined is the contractual life of a financial instrument unless the Company has the legal right to call it earlier.

In its ECL models, the Company relies on a broad range of forward-looking information as economic inputs, such as:

- GDP growth
- Current market conditions

For trade receivables, the Company has applied the standard's simplified approach and has calculated ECLs based on lifetime expected credit losses. The Company has established a provision matrix that is based on the Company's historical credit loss experience, adjusted for forward-looking factors specific to the debtors and the economic environment.

The Company considers a financial asset in default when contractual payments are 365 days past due. However, in certain cases, the Company may also consider a financial asset to be in default when internal or external information indicates that the Company is unlikely to receive the outstanding contractual amounts in full before taking into account any credit enhancements held by the Company. A financial asset is written off when there is no reasonable expectation of recovering the contractual cash flows.

Financial liabilities

Initial recognition

Financial liabilities are classified as financial liabilities at fair value through profit or loss, loans and borrowings, or as derivatives designated as hedging instruments in an effective hedge, as appropriate. The Company determines the classification of its financial liabilities at initial recognition. Financial liabilities are recognised initially at fair value and in the case of loans and borrowings, directly attributable transaction costs. The Company's financial liabilities include trade and other payables, retention payable, and bank facilities.

The measurement of financial liabilities depends on their classification as described below:

4 MATERIAL ACCOUNTING POLICIES (CONTINUED)

Financial instruments (continued)

Financial liabilities (continued)

Loans and borrowings (Amortized cost)

After initial recognition, interest bearing loans and borrowings are subsequently measured at amortised cost using the EIR method. Gains and losses are recognised in statement of comprehensive income when the liabilities are derecognised as well as through the EIR amortisation process. Amortised cost is calculated by taking into account any discount or premium on acquisition and fees or costs that are an integral part of the EIR. The EIR amortisation is included as finance costs in the statement of profit or loss.

Derecognition of financial liabilities

A financial liability is derecognised when the obligation under the liability is discharged or cancelled or expired. Where an existing financial liability is replaced by another from the same lender on substantially different terms, or the terms of an existing liability are substantially modified, such an exchange or modification is treated as a derecognition of the original liability and the recognition of a new liability, and the difference in the respective carrying amounts is recognised in the statement of profit or loss and other comprehensive income.

Offsetting of financial instruments

Financial assets and financial liabilities are offset and the net amount is reported in the statement of financial position if there is a currently enforceable legal right to offset the recognised amounts and there is an intention to settle on a net basis, to realise the assets and settle the liabilities simultaneously

Cash and cash equivalents

Cash and cash equivalents comprise cash on hand, balances with banks and deposits with original maturities of 90 days or less.

Prepayments

Prepaid expenses represent expenses not yet incurred but already paid in cash. These are initially recorded as assets and measured at the amount of cash paid. Subsequently, these are charged to profit or loss as they are used or expire with the passage of time.

Employees' end of service benefits and pension

The Company provides end of service benefits to its employees. The entitlement to these benefits is based upon the employees' final salary and length of service, subject to the completion of a minimum service period, calculated under the provisions of the Qatar Labor Law and the employees' contracts and is payable upon resignation or termination of the employee. The expected costs of these benefits are accrued over the period of employment.

Under Law No. 14 of 2014 on Retirement and Pension, the Company is required to make contributions to a Government fund scheme for Qatari employees calculated as a percentage of the Qatari employees' salaries. The Company's obligations are limited to these contributions, which are expensed when due.

Trade payable and accruals

Liabilities are recognised for amounts to be paid in future for goods or services received whether or not billed to the Company.

Provisions

Provisions are recognised when the Company has a present obligation (legal or constructive) as a result of a past event, it is probable that an outflow of resources embodying economic benefits will be required to settle the obligation and a reliable estimate can be made of the amount of the obligation.

Bank facilities

Bank facilities are recognised initially at fair value of the amounts borrowed, less directly attributable transaction costs. Subsequent to initial recognition, bank facilities are measured at amortised cost using the effective finance cost method, with any differences between the cost and final settlement values being recognised in the statement of profit or loss and other comprehensive income over the period of borrowings. Installments due within one period at amortised cost are presented as a current liability. Gains or losses are recognized in the statement of profit or loss and other comprehensive income when the liabilities are derecognised.

4 MATERIAL ACCOUNTING POLICIES (CONTINUED)

Foreign currency translation

Transactions in foreign currencies are initially recorded at the functional currency rate ruling at the date of the transaction. Monetary assets and liabilities denominated in foreign currencies are retranslated at the functional currency rate of exchange ruling at the end of the reporting period. Non-monetary items that are measured in terms of historical cost in a foreign currency are translated using the exchange rate as at the date of the initial transaction and are not subsequently restated.

Non-monetary items measured at fair in a foreign currency are translated using the exchange rates at the date when the fair value was determined. All foreign exchange differences are taken to profit or loss during that period except when it relates to items where gains or losses are recognized directly in equity, where the gain or loss is then recognized net of the exchange component in equity.

Cost and expenses

Costs and expenses are decreases in economic benefits during the accounting period in the form of outflows or decrease of assets or incurrence of liabilities that result in decrease in equity, other than those relating to distributions to equity participants. Costs and expenses are recognized in statement of profit or loss in the period these are incurred.

Borrowing costs

Borrowing costs are capitalized if they are directly attributable to the acquisition, construction or production of a qualifying asset. Qualifying assets are assets that necessarily take a substantial period of time to get ready for its intended use or sale. To the extent that funds are borrowed specifically for the purpose of obtaining a qualifying asset, the amount of borrowing costs eligible for capitalization on that asset shall be determined as the actual borrowing costs incurred on that borrowing during the year, less any investment income on the temporary investment of those borrowings. To the extent that funds are borrowed generally and used for the purpose of obtaining a qualifying asset, the amount of borrowing costs eligible for capitalization shall be determined by applying a capitalizable rate to the expenditures on that asset.

The capitalization rate shall be the weighted average of the borrowing costs applicable to borrowings that are outstanding during the year, other than borrowings made specifically for the purpose of obtaining a qualifying asset. The amount of borrowing costs capitalized during the year shall not exceed the amount of borrowing costs incurred during that year.

Capitalization of borrowing costs commences when the activities necessary to prepare the asset for intended use are in progress and expenditures and borrowing costs are being incurred. Borrowing costs are capitalized until the asset is available for their intended use. If the resulting carrying amount of the asset exceeds its recoverable amount, an impairment loss is recognized. Borrowing costs include finance income charges and other costs incurred in connection with the borrowing of funds, as well as exchange differences arising from foreign currency borrowings used to finance these projects, to the extent that they are regarded as an adjustment to finance income costs.

All other borrowing costs are expensed as incurred in the year in which they occur.

Leases

At the inception of the contract, the Company assesses whether a contract is, or contains a lease. A contract is, or contains, a lease if the contract conveys the right to control the use of an identified asset for a period of time in exchange for consideration. To assess whether a contract conveys the right to control the use of an identified asset, the Company uses the definition of a lease in IFRS 16.

Company as a lessee

At commencement or on modification of a contract that contains a lease component, the Company allocates the consideration in the contract to each lease component on the basis of its relative stand-alone prices. However, for the leases of property the Company has elected not to separate non-lease components and account for the lease and non-lease components as a single lease component.

Right-of-use asset

The Company recognized right-of-use asset at the commencement date of the lease (i.e., the date the underlying asset is available for use). Right-of-use asset are measured at cost, less any accumulated depreciation and impairment losses, and adjusted for any re-measurement of lease liability.

4 MATERIAL ACCOUNTING POLICIES (CONTINUED)

Leases (continued)

Right-of-use asset (continued)

The cost of right-of-use asset includes the amount of lease liability recognized, initial direct costs incurred, and lease payments made at or before the commencement date less any lease incentives received. Unless the Company is reasonably certain to obtain ownership of the leased asset at the end of the lease term, the recognized right-of-use asset are depreciated on a straight-line basis over the shorter of its estimated useful life and the lease term. Right-of-use asset are subject to impairment.

Lease liability

At the commencement date of the lease, the Company recognized lease liability measured at the present value of lease payments to be made over the lease term. The lease payments include fixed payments (including in-substance fixed payments) less any lease incentives receivable, variable lease payments that depend on an index or a rate, and amounts expected to be paid under residual value guarantees.

The lease payments also include the exercise price of a purchase option reasonably certain to be exercised by the Company and payments of penalties for terminating a lease, if the lease term reflects the Company exercising the option to terminate. The variable lease payments that do not depend on an index or a rate are recognized as expense in the period on which the event or condition that triggers the payment occurs.

In calculating the present value of lease payments, the Company uses the incremental borrowing rate at the lease commencement date if the finance income rate implicit in the lease is not readily determinable. After the commencement date, the amount of lease liability is increased to reflect the accretion of finance income and reduced for the lease payments made. In addition, the carrying amount of lease liability is re-measured if there is a modification, a change in the lease term, a change in the in-substance fixed lease payments or a change in the assessment to purchase the underlying asset.

Short-term leases and leases of low-value assets

The Company applies the short-term lease recognition exemption to its short-term leases (i.e., those leases that have a lease term of 12 months or less from the commencement date and do not contain a purchase option). It also applies the lease of low-value assets recognition exemption to leases of office equipment that are considered of low value. Lease payments on short-term leases and leases of low-value assets are recognised as expense on a straight-line basis over the lease term.

Company as a lessor

Leases where the Company does not transfer substantially all the risks and benefits of ownership of an asset are classified as operating leases. Initial direct costs incurred in negotiating an operating lease are added to the carrying amount of the leased asset and recognised over the lease term on the same basis as rental income. Rental income arising is accounted for on a straight-line basis over the lease terms and is included in revenue in the statement of profit or loss due to its operating nature.

Contingencies

Contingent liabilities are not recognised in the financial statements. They are disclosed unless the possibility of an outflow of resources embodying economic benefits is remote. A contingent asset is not recognized in the financial statements but disclosed when an inflow of economic benefits is probable.

Current versus non-current classification

The Company presents assets and liabilities in statement of financial position based on current/non-current classification. An asset as current when it is:

- Expected to be realised or intended to be sold or consumed in normal operating cycle;
- Held primarily for the purpose of trading;
- Expected to be realised within twelve months after the reporting period; or
- Cash or cash equivalent unless restricted from being exchanged or used to settle a liability for at least twelve months after the reporting period.

All other assets are classified as non-current.

4 MATERIAL ACCOUNTING POLICIES (CONTINUED)

Current versus non-current classification (continued)

A liability is current when:

- It is expected to be settled in normal operating cycle
- It is held primarily for the purpose of trading
- It is due to be settled within twelve months after the reporting period or
- There is no unconditional right to defer the settlement of the liability for at least twelve months after the reporting period

The Company classifies all other liabilities as non-current.

Earnings per share

Basic earnings per share is calculated by dividing profit or loss attributable to ordinary equity holders of the Company by the weighted average number of ordinary shares outstanding during the year. Diluted earnings per share is calculated by adjusting the earnings and number of shares for the effect of any dilutive instruments.

Discontinued operations

A discontinued operation is a component of the Company's business, the operations, and cash flows of which can be clearly distinguished from the rest of the Company and which:

- represents a separate major line of business or geographical area of operations;
- is part of a single coordinated plan to dispose of a separate major line of business or geographical area of operations; or
- is a subsidiary acquired exclusively with a view to re-sale.

Classification as a discontinued operation occurs on disposal or when the operation meets the criteria to be classified as held-for-sale, if earlier. When an operation is classified as a discontinued operation, the comparative income statement is re-presented as if the operation had been discontinued from the start of the comparative year.

Medicare Group Q.P.S.C.

NOTES TO THE FINANCIAL STATEMENTS

At 31 December 2024

5 PROPERTY AND EQUIPMENT

	<i>Land QR</i>	<i>Buildings QR</i>	<i>Leasehold improvements QR</i>	<i>Office equipment QR</i>	<i>Medical equipment QR</i>	<i>Equipment and tools QR</i>	<i>Vehicles QR</i>	<i>Furniture and fixtures QR</i>	<i>Capital work in progress QR</i>	<i>Total QR</i>
Cost or valuation:										
At 1 January 2024	421,390,000	459,680,391	49,123,733	49,821,736	210,858,963	33,838,695	1,341,550	25,575,133	209,991,393	1,461,621,594
Additions	-	2,482,252	-	3,441,072	8,907,502	1,525,269	55,300	4,404,103	34,054,912	54,870,410
Discontinued operations (Note 31 (i))	-	-	(49,123,733)	-	-	-	-	-	-	(49,123,733)
At 31 December 2024	<u>421,390,000</u>	<u>462,162,643</u>	<u>-</u>	<u>53,262,808</u>	<u>219,766,465</u>	<u>35,363,964</u>	<u>1,396,850</u>	<u>29,979,236</u>	<u>244,046,305</u>	<u>1,467,368,271</u>
Accumulated depreciation:										
At 1 January 2024	-	140,163,398	12,069,438	40,089,003	169,195,078	30,823,085	929,448	19,704,939	-	412,974,389
Charge for the year	-	9,659,400	812,083	2,904,259	9,613,802	797,326	132,682	1,905,994	-	25,825,546
Discontinued operations (Note 31 (i))	-	-	(12,881,521)	-	-	-	-	-	-	(12,881,521)
At 31 December 2024	<u>-</u>	<u>149,822,798</u>	<u>-</u>	<u>42,993,262</u>	<u>178,808,880</u>	<u>31,620,411</u>	<u>1,062,130</u>	<u>21,610,933</u>	<u>-</u>	<u>425,918,414</u>
Net carrying value:										
At 31 December 2024	<u>421,390,000</u>	<u>312,339,845</u>	<u>-</u>	<u>10,269,546</u>	<u>40,957,585</u>	<u>3,743,553</u>	<u>334,720</u>	<u>8,368,303</u>	<u>244,046,305</u>	<u>1,041,449,857</u>

Depreciation charges are presented in the statement of profit or loss and other comprehensive income are as follows:

	<i>2024 QR</i>	<i>2023 QR</i>
Depreciation of property and equipment	15,275,988	14,034,385
Discontinued operations	1,206,499	3,653,146
Operating costs (Note 20)	<u>9,343,059</u>	<u>8,378,971</u>
Total	<u>25,825,546</u>	<u>26,066,502</u>

Medicare Group Q.P.S.C.

NOTES TO THE FINANCIAL STATEMENTS

At 31 December 2024

5 PROPERTY AND EQUIPMENT (CONTINUED)

	<i>Land QR</i>	<i>Buildings QR</i>	<i>Leasehold improvements QR</i>	<i>Office equipment QR</i>	<i>Medical equipment QR</i>	<i>Equipment and tools QR</i>	<i>Vehicles QR</i>	<i>Furniture and fixtures QR</i>	<i>Capital work in progress QR</i>	<i>Total QR</i>
Cost or valuation:										
At 1 January 2023	411,236,152	461,235,060	49,123,733	43,300,493	210,595,845	38,777,467	1,888,410	13,232,477	190,230,793	1,419,620,430
Additions	-	-	-	4,882,881	3,713,087	1,779,312	52,000	3,214,105	49,910,690	63,552,075
Transfer	-	30,150,090	-	-	-	-	-	-	(30,150,090)	-
Reclassification	-	-	-	1,638,362	(3,449,969)	(6,718,084)	(598,860)	9,128,551	-	-
Revaluation	10,153,848	(31,704,759)	-	-	-	-	-	-	-	(21,550,911)
At 31 December 2023	<u>421,390,000</u>	<u>459,680,391</u>	<u>49,123,733</u>	<u>49,821,736</u>	<u>210,858,963</u>	<u>33,838,695</u>	<u>1,341,550</u>	<u>25,575,133</u>	<u>209,991,393</u>	<u>1,461,621,594</u>
Accumulated depreciation:										
At 1 January 2023	-	130,335,944	9,613,058	36,180,679	161,369,856	36,662,721	1,396,526	11,349,103	-	386,907,887
Charge for the year	-	9,827,454	2,456,380	2,558,470	9,197,904	564,769	131,782	1,329,743	-	26,066,502
Reclassification	-	-	-	1,349,854	(1,372,682)	(6,404,405)	(598,860)	7,026,093	-	-
At 31 December 2023	<u>-</u>	<u>140,163,398</u>	<u>12,069,438</u>	<u>40,089,003</u>	<u>169,195,078</u>	<u>30,823,085</u>	<u>929,448</u>	<u>19,704,939</u>	<u>-</u>	<u>412,974,389</u>
Net carrying value:										
At 31 December 2023	<u>421,390,000</u>	<u>319,516,993</u>	<u>37,054,295</u>	<u>9,732,733</u>	<u>41,663,885</u>	<u>3,015,610</u>	<u>412,102</u>	<u>5,870,194</u>	<u>209,991,393</u>	<u>1,048,647,205</u>

Revaluation of land and buildings

The Company measures land and buildings at revalued amounts with gains in fair value being recognised in OCI and losses in the statement of profit or loss to the extent that it exceeds the balance held in the property and equipment revaluation reserve relating to a previous revaluation of those assets. As at 31 December 2024, land and buildings are stated at revalued amount categorized under Level 3 based on the appraisal report carried out on 31 December 2023 by an independent valuation specialist.

Lands were valued by reference to market-based evidence, using comparable prices adjusted for specific market factors such as nature, location and condition of the property. Whereas the buildings were valued using the depreciable replacement cost method. The depreciable replacement cost represents the current cost of replacing an asset with its modern equivalent asset less deductions for physical deterioration and all relevant forms of obsolescence and optimization. The value of the property is adjusted to reflect obsolescence factors such as the physical condition, the remaining economic life, the comparative running costs and the comparative efficiency and functionality of the actual asset. The revalued land and buildings consist of Hospital premises and employees accommodations. The fair valuation of properties falls under lever 3 of the fair value hierarchy.

NOTES TO THE FINANCIAL STATEMENTS

At 31 December 2024

5 PROPERTY AND EQUIPMENT (CONTINUED)*Revaluation of land and buildings (continued)*

	2024 QR	2023 QR
At 1 January	523,897,804	549,025,726
Profit on revaluation of lands	-	10,153,848
Loss on revaluation of buildings	-	(31,704,759)
Transfer of depreciation of revalued assets	(2,805,408)	(3,577,011)
At 31 December	<u>521,092,396</u>	<u>523,897,804</u>

The key valuation assumptions used are as follows:

Significant unobservable valuation input:**Range:**

Price per square foot of land	QR 600 – QR 1,250
Depreciated replacement cost per square meter of Hospital building	QR 2,500 – QR 9,500
Depreciated replacement cost per square meter of Multi purpose building	QR 2,250 – QR 6,500
Depreciated replacement cost per square meter of Employees accommodation	QR 2,200 – QR 4,000

Significant increases (decreases) in estimated price per square foot in isolation would result in a significantly higher (lower) fair value on a linear basis.

Reconciliation of carrying amount*Capitalized borrowing costs*

The Company commenced the construction of the Hospital's expansion in 2018. The expansion project is expected to be completed in 2026. The project is financed by a bank in the State of Qatar in a common arrangement. The amount of borrowing costs capitalized during the year ended 31 December 2024 amounted to QR 10,287,715 (2023: QR 5,497,431). The rate used to determine the amount of borrowing costs eligible for capitalization was 4.45% to 7.25% which is the profit rate of the specific borrowing (2023: 5.75% to 7.25%).

6 INVESTMENT PROPERTY

	2024 QR	2023 QR
At 1 January	26,270,000	26,233,810
Fair value (loss)/ gain	(26,000)	36,190
At 31 December	<u>26,244,000</u>	<u>26,270,000</u>

The Company's investment property consists of land and buildings which are located in the State of Qatar and leased out to a third party. As at 31 December 2019, the Company had reclassified these assets from property and equipment to investment property as a result of the change of use of these properties that are held to earn rental income. Rental income earned from this investment property amounted to QR 990,000 for the year ended 31 December 2024 (2023: QR 1,035,000).

Measurement of fair value

Fair value of the investment property is determined using a discounted cash flow (DCF) method and the market comparable approach.

Under the DCF method, fair value is estimated using assumptions regarding the benefits and liabilities of ownership over the asset's life including an exit or terminal value. This method involves the projection of a series of cash flows on a real property interest. To this projected cash flow series, an appropriate, market-derived discount rate is applied to establish the present value of the income stream associated with the asset.

NOTES TO THE FINANCIAL STATEMENTS

At 31 December 2024

6 INVESTMENT PROPERTY (CONTINUED)

Measurement of fair value (continued)

Under the market comparable approach, a property's fair value is estimated based on the comparable transactions. The market comparable approach is based upon the principle of substitution, under which a potential buyer will not pay more for a property than the amount to buy a comparable substitute property. The unit of comparison applied by the valuer is the market price per square foot of the land.

The Company's management determines the valuation policies and procedures for property valuations.

The fair valuations of investment property using the market comparable approach were performed by an accredited independent valuer with a recognised and relevant professional qualification and with recent experience in valuing similar properties at similar locations.

The fair value that arrived using both methods as of 31 December 2024 is within a similar range. The management decided to use the DCF method.

The fair value measurement for all of the investment property has been categorised as level 3 fair value based on the inputs to the valuation technique used.

7 RIGHT-OF-USE ASSET AND LEASE LIABILITY

Set out below are the carrying amounts of right-of-use asset recognized and the movements during the year:

	2024 QR	2023 QR
At 1 January	35,242,551	37,592,055
Amortisation charge for the year (Note 31)	(783,168)	(2,349,504)
Discontinued operations (Note 31)	(34,459,383)	-
At 31 December	-	35,242,551

Set out below are the carrying amounts of lease liability and the movements during the year:

	2024 QR	2023 QR
At 1 January	40,692,837	42,634,791
Finance costs for the year (Note 31)	535,258	1,658,046
Payments made during the year	(1,200,000)	(3,600,000)
Discontinued operations (Note 31)	(40,028,095)	-
At 31 December	-	40,692,837

Lease liability are presented in the statement of financial position as follows:

	2024 QR	2023 QR
Current	-	2,021,072
Non-current	-	38,671,765
	-	40,692,837

NOTES TO THE FINANCIAL STATEMENTS

At 31 December 2024

7 RIGHT-OF-USE ASSET AND LEASE LIABILITY (CONTINUED)

The following are the amounts recognized in statement of profit or loss and other comprehensive income:

	<i>2024</i> <i>QR</i>	<i>2023</i> <i>QR</i>
Amortisation of right-of-use asset	783,168	2,349,504
Finance costs for the year	535,258	1,658,046
Rental expense	680,000	749,500
	<u>1,998,426</u>	<u>4,757,050</u>

Extension options

Some leases contain extension options exercisable by the Company before the end of the non-cancellable contract period. Where practicable, the Company seeks to include extension options in new leases to provide operational flexibility. The Company assesses at lease commencement whether it is reasonably certain to exercise the extension options. It reassesses whether it is reasonably certain to exercise the options if there is a significant event or significant change in circumstances within its control.

8 INVESTMENTS AT FAIR VALUE THROUGH OTHER COMPREHENSIVE INCOME

Investments at fair value through other comprehensive income comprised of amounts that are invested in equity shares of companies listed in Qatar Stock Exchange.

	<i>2024</i> <i>QR</i>	<i>2023</i> <i>QR</i>
Investments in quoted securities	<u>73,401,634</u>	<u>73,362,823</u>

The break-up of the cost and fair value of investments in equity securities is as follows:

	<i>2024</i> <i>QR</i>	<i>2023</i> <i>QR</i>
Cost of the investment	51,364,944	51,364,944
Fair value adjustment	<u>22,036,690</u>	<u>21,997,879</u>
	<u>73,401,634</u>	<u>73,362,823</u>

Movements in investments at fair value through other comprehensive income during the year are as follows:

	<i>2024</i> <i>QR</i>	<i>2023</i> <i>QR</i>
At 1 January	73,362,823	69,730,395
Change in fair value, net	<u>38,811</u>	<u>3,632,428</u>
At 31 December	<u>73,401,634</u>	<u>73,362,823</u>

Movements in cumulative changes in fair values arising from investments at fair value through other comprehensive income are as follows:

	<i>2024</i> <i>QR</i>	<i>2023</i> <i>QR</i>
At 1 January	21,997,879	18,365,451
Net gain on fair valuation of investments	<u>38,811</u>	<u>3,632,428</u>
At 31 December	<u>22,036,690</u>	<u>21,997,879</u>

NOTES TO THE FINANCIAL STATEMENTS

At 31 December 2024

9 INVENTORIES

	<i>2024</i> <i>QR</i>	<i>2023</i> <i>QR</i>
Medical and other supplies	19,267,207	15,684,407
Pharmaceutical inventory	14,006,873	15,286,661
	33,274,080	30,971,068
Provision for obsolete and slow-moving inventories	(2,020,207)	(1,704,067)
	31,253,873	29,267,001

The movement in the provision for obsolete and slow-moving inventories is as follows:

	<i>2024</i> <i>QR</i>	<i>2023</i> <i>QR</i>
At 1 January	1,704,067	5,779,531
Written off during the year	-	(4,075,464)
Provision made during the year	320,542	-
Provision reversed during the year – discontinued operations	(4,402)	-
At 31 December	2,020,207	1,704,067

Inventories recognised as expense in the operating costs for the year amounted to QR 95,387,038 (2023: QR 87,634,108) which is included in the statement of profit or loss and other comprehensive income.

10 ACCOUNTS RECEIVABLE AND PREPAYMENTS

	<i>2024</i> <i>QR</i>	<i>2023</i> <i>QR</i>
Trade receivables	162,393,986	155,712,751
Advances to suppliers and contractors	24,682,754	24,391,860
Staff receivables	13,927,661	10,225,659
Prepaid expenses	3,078,422	3,901,971
Accrued profit on deposit with Islamic bank	2,529,922	194,479
Refundable deposits	909,030	2,206,100
Others	555,378	684,465
	208,077,153	197,317,285
Provision for expected credit losses on receivables	(76,435,439)	(76,435,439)
	131,641,714	120,881,846

The movements in the provision for expected credit losses on receivables are as follows:

	<i>2024</i> <i>QR</i>	<i>2023</i> <i>QR</i>
At 1 January	76,435,439	76,435,439
Write-offs during the year	-	-
At 31 December	76,435,439	76,435,439

NOTES TO THE FINANCIAL STATEMENTS

At 31 December 2024

11 CASH AND CASH EQUIVALENTS

Cash and cash equivalents in the statement of cash flows comprise the following items:

	2024 QR	2023 QR
Cash on hand	710,274	412,333
Cash at bank	20,081,885	12,087,304
Cash at bank - short-term deposits (<i>Note i</i>)	88,000,000	-
Cash and cash equivalents as in statement of financial position	108,792,159	12,499,637
Short term deposit with maturity more than 90 days	(88,000,000)	-
Cash and cash equivalents as in statement of cash flow	20,792,159	12,499,637

Note i

Deposits held as at 31 December 2024 carried a profit rate of 5.75% and 5.5% per annum (2023: 5%).

12 SHARE CAPITAL

	2024 QR	2023 QR
<i>Authorised, issued and fully paid:</i>		
281,441,000 ordinary shares of QR 1 each	281,441,000	281,441,000

The holders of ordinary shares are entitled to receive dividends as declared from time to time and are entitled to one vote per share at meetings of the Company. All shares rank equally with regard to the Company's residual assets.

13 LEGAL RESERVE

In accordance with the requirements of the Qatar Commercial Companies' Law No. 11 of 2015 (as amended by Law No.8 of 2021) and the Company's Articles of Association, a minimum of 10% of the profit for the year should be transferred to a legal reserve each year until this reserve is equal to 50% of the paid up share capital. The reserve is not available for distribution except in the circumstances stipulated in the above law and the Company's Articles of Association.

14 CONTRIBUTION TO SOCIAL AND SPORTS FUND

In accordance with Qatari Law No. 13 of 2008 and the related clarifications issued in January 2010, the Company is required to contribute 2.5% of its annual net profit to the state social and sports fund. The clarification relating to Law No. 13 requires the payable amount to be recognised as a distribution of income. Hence, this is recognised in the statement of changes in equity.

During the year, the Company appropriated an amount of QR 1,501,423 (2023: QR 1,642,514) representing 2.5% of the net profit generated from operations.

15 DIVIDENDS

At the Board Meeting held on 24 February 2025, a dividend in respect of the profit for the year ended 31 December 2024 of QR 0.198 per share amounting to a total dividend of QR 55,725,318 has been proposed. These financial statements do not reflect this dividend payable, which will be accounted for in shareholders' equity as an appropriation of retained earnings in the year ending 31 December 2025.

NOTES TO THE FINANCIAL STATEMENTS

At 31 December 2024

15 DIVIDENDS (CONTINUED)

At the Annual General Meeting held on 20 February 2024, the shareholders of the Company approved a cash dividend of QR 0.22 per share relating to the year ended 31 December 2023. The total cash dividend amounted to QR 61,917,020 (2023: QR 73,878,263) and during the year an amount of QR 62,204,540 (2023: QR 72,684,499) was distributed.

16 BANK FACILITIES

	2024 QR	2023 QR
Bank facility - 1 (i)	6,719,307	15,600,204
Bank facility - 2 (ii)	-	74,037,506
Bank facility - 3 (iii)	178,571,429	-
	185,290,736	89,637,710

Presented in the statement of financial position as follows:

	2024 QR	2023 QR
Current	33,896,444	27,314,938
Non-current	151,394,292	62,322,772
	185,290,736	89,637,710

The reconciliation of movement of loan balances are as below;

	2024 QR	2023 QR
At 1 January	89,637,710	78,439,534
Drawdowns during the year	200,000,000	40,000,000
Repayments during the year	(104,346,974)	(28,801,824)
At 31 December	185,290,736	89,637,710

Notes:

- (i) The bank facility -1 represents an Islamic finance (Musawama) facility obtained from a bank in the State of Qatar to finance the extension and renovations of Al Ahli Hospital buildings. In 2020, QR 16 million was drawn down from the facility, to be repayable in 60 monthly instalments of QR 359,251 each and matures on 27 January 2025. In 2021, the Company has drawn down QR 23 million from the facility, to be repayable in 60 monthly instalments of QR 433,496 each and matures on 17 March 2026. The bank facility carries an annual profit rate of 5.75%.
- (ii) The bank facility -2 represents an Islamic finance (Murahaba commodity) facility of QR 100 million obtained from a bank in the State of Qatar for renovations of Al Ahli Hospital buildings. The facility was repaid in the current period.
- (iii) The bank facility -3 represents a cost-free finance facility of QR 200 million obtained from a bank in the State of Qatar to repay an existing finance facility and for the expansion of Al-Ahli Hospital building. The bank facility is repayable in 84 monthly installments of QR 2,773,645 each and matures on 31 March 2031. The bank facility carries a business review and investment re-evaluation fee of 4.45% per annum.

NOTES TO THE FINANCIAL STATEMENTS

At 31 December 2024

17 EMPLOYEES' END OF SERVICE BENEFITS

Movements in the provision recognised in the statement of financial position are as follows:

	<i>2024</i> <i>QR</i>	<i>2023</i> <i>QR</i>
At 1 January	81,220,694	77,292,252
Provided during the year	11,915,153	9,954,817
Employees' end of service benefits paid	(4,327,015)	(6,026,375)
At 31 December	<u>88,808,832</u>	<u>81,220,694</u>

The Company has provided for its estimated obligation for pension contributions for Qatari staffs in accordance with the requirements of Qatari Retirement and Pension Law No. 24 of 2002. An amount of QR 55,874 as of 31 December 2024 (2023: QR 388,760) is yet to be remitted to the Retirement and Pension Authority is included in accounts payable and accruals as disclosed in Note 18.

18 ACCOUNTS PAYABLE AND ACCRUALS

	<i>2024</i> <i>QR</i>	<i>2023</i> <i>QR</i>
Trade payables	49,727,065	45,480,522
Accrued expenses	48,393,338	44,956,744
Dividends payable	28,209,809	28,497,329
Provision for contribution to social and sports fund (Note 14)	1,501,423	1,642,514
Advances from customers	1,428,545	430,092
Staff payable	117,676	584,126
Retention payable	80,480	132,715
Payable to Retirement and Pension Authority (Note 17)	55,874	388,760
Credit card payable	31,889	46,738
	<u>129,546,099</u>	<u>122,159,540</u>

19 OPERATING INCOME

	<i>2024</i> <i>QR</i>	<i>2023</i> <i>QR</i>
<i>Type of revenue</i>		
Revenue from patient services	439,852,484	411,338,224
Sale of medications	83,639,386	74,618,632
	<u>523,491,870</u>	<u>485,956,856</u>

Revenue from outpatient services and sale of medications are recognized at point in time. Revenue from inpatient services is recognized over time.

NOTES TO THE FINANCIAL STATEMENTS

At 31 December 2024

20 OPERATING COSTS

	<i>2024</i> <i>QR</i>	<i>2023</i> <i>QR</i>
Staff costs	173,137,112	169,817,576
Medications and surgical costs	95,357,106	87,430,036
Doctors' charges	39,148,872	36,061,373
Depreciation of medical equipment (Note 5)	9,343,059	8,378,971
Utilities	4,803,508	3,625,283
Food costs	3,316,950	3,226,313
Fuel costs	1,381,090	1,353,648
Provision for obsolete and slow-moving inventories (Note 9)	320,542	-
	326,808,239	309,893,200

21 OTHER INCOME

	<i>2024</i> <i>QR</i>	<i>2023</i> <i>QR</i>
Rental income	2,617,600	2,652,839
Dividend income	4,096,124	2,704,852
Advertisement income	382,025	796,216
Miscellaneous income	778,133	1,757,271
	7,873,882	7,911,178

22 GENERAL AND ADMINISTRATIVE EXPENSES

	<i>2024</i> <i>QR</i>	<i>2023</i> <i>QR</i>
Staff costs	60,970,038	54,469,440
Maintenance and repairs	7,585,331	9,759,154
Outsourced staff costs	5,736,861	5,904,371
IT development	5,118,028	4,839,808
Security and cleaning	5,007,002	3,828,819
Advertisement and promotion	2,652,423	1,493,303
Insurance	2,640,521	3,554,123
Telephone and fax	1,887,007	2,371,028
Board of Directors' remuneration (Note 27)	1,813,088	2,285,049
Legal and professional fees	1,380,035	1,923,232
Bank charges	1,192,458	1,052,271
Printing and stationery	805,142	674,506
Governmental expenses	487,153	421,414
Medical waste	358,302	356,255
Charity	156,157	370,888
Committee remuneration	55,000	20,000
Others	945,879	915,845
	98,790,425	94,239,506

NOTES TO THE FINANCIAL STATEMENTS

At 31 December 2024

23 FINANCE COSTS

	<i>2024</i> <i>QR</i>	<i>2023</i> <i>QR</i>
Finance cost on Islamic bank facilities	<u>-</u>	<u>18,531</u>

24 BASIC AND DILUTED EARNINGS PER SHARE

Basic earnings per share is calculated by dividing the net profit for the year by the weighted average number of ordinary shares outstanding during the year as follows:

	<i>2024</i> <i>QR</i>	<i>2023</i> <i>QR</i>
Profit attributable to ordinary shareholders of the Company	<u>60,056,920</u>	<u>65,700,560</u>
Weighted average number of ordinary shares outstanding during the year	<u>281,441,000</u>	<u>281,441,000</u>
Basic and diluted earnings per share	<u>0.21</u>	<u>0.23</u>

There were no potentially dilutive shares outstanding at any time during the year and, therefore, the dilutive earnings per share is equal to the basic earnings per share.

25 CONTINGENCIES AND COMMITMENTS**a) Contingent liabilities**

The Company had the following contingent liabilities from which it is anticipated that no material liabilities will arise:

	<i>2024</i> <i>QR</i>	<i>2023</i> <i>QR</i>
Bank guarantees	<u>203,000</u>	<u>203,000</u>

b) Legal claims

As at 31 December 2024, various legal claims were initiated by patients against the Company in the form of malpractice compensation claims and other miscellaneous claims. The Company's management exercises its judgement in assessing whether it would be made liable to settle any malpractice cases based on its understanding of the specifics of the case. Moreover, the Company has a malpractice insurance policy in place to cover all malpractice claims made as part of which the Company would be liable to settle the deductible amount (as per the insurance policy) whereas the remaining claim is covered by the insurance companies.

c) Capital commitments

The capital commitments of the Company as at 31 December 2024 amounted to QR 47,399,184 (2023: QR 58,499,895). This relates primarily to contracts entered for the development of buildings.

26 SEGMENT INFORMATION

The Company is engaged in providing health care services and operates only in the State of Qatar, hence segmental disclosures based on business and geographical segments are not applicable.

NOTES TO THE FINANCIAL STATEMENTS

At 31 December 2024

27 RELATED PARTY DISCLOSURES

Related parties represent major shareholders and their affiliates, directors and key management personnel of the Company and companies of which they are the principal owners. Terms of these transactions are approved by the Company's management.

Transactions with related parties included in the statement of profit or loss and other comprehensive income are as follows:

	<i>2024</i> <i>QR</i>	<i>2023</i> <i>QR</i>
Finance income	<u>87,615</u>	<u>93,115</u>
Rental income	<u>243,600</u>	<u>240,900</u>
Bank charges	<u>(131,871)</u>	<u>(37,032)</u>
Finance costs (including borrowing cost)	<u>(496,749)</u>	<u>(997,040)</u>
Insurance expenses	<u>(12,610,562)</u>	<u>(12,080,750)</u>

Balances with related parties included in the statement of financial position are as follows:

	<i>2024</i> <i>QR</i>	<i>2023</i> <i>QR</i>
Bank balances	<u>12,063,990</u>	<u>7,975,868</u>
Receivables	<u>1,046,744</u>	<u>1,268,793</u>
Profit receivable from deposits with an Islamic Bank	<u>-</u>	<u>194,479</u>
Bank facilities	<u>(6,719,307)</u>	<u>(15,600,204)</u>
Credit card payable	<u>(38,578)</u>	<u>(30,527)</u>

Compensation of directors and other key management personnel

The remuneration of directors and other members of key management during the year was as follows:

	<i>2024</i> <i>QR</i>	<i>2023</i> <i>QR</i>
Board of Directors' remuneration (Note 22)	<u>1,813,088</u>	<u>2,285,049</u>
Key management staff salaries and benefits	<u>4,919,487</u>	<u>4,691,861</u>
	<u>6,732,575</u>	<u>6,976,910</u>

NOTES TO THE FINANCIAL STATEMENTS

At 31 December 2024

28 FINANCIAL RISK MANAGEMENT**Objectives and policies**

The Company's principal financial liabilities comprise trade and other payables, dividend payable, lease liability and retention payable. The main purpose of these financial liabilities is to raise finance for the Company's operations. The Company has various financial assets such as trade and other receivables, financial assets at fair value through other comprehensive income and cash and bank balances, which arise directly from its operations.

The main risks arising from the Company's financial instruments are market risk, credit risk and liquidity risk. The Board of Directors has the overall responsibility for the establishment and oversight of the Company's risk management framework. Management reviews and agrees policies for managing each of these risks which are summarised below:

Market risk

Market risk is the risk that changes in market prices, such as finance cost rates, foreign currency exchange rates and equity prices will affect the Company's profit or the value of its holdings of financial instruments. The objective of market risk management is to manage and control the market risk exposure within acceptable parameters, while optimising return.

Financing cost rate risk

The Company's exposure to the risk of changes in market finance cost rates primarily relates to the Company's financial assets and liabilities with floating finance cost rates. As at 31 December 2024, the Company do not have financial assets and liabilities that are based on a floating cost rate.

Currency risk

Currency risk is the risk that the fair value or future cash flows of a financial instrument will fluctuate because of the changes in currency exchange rates. Management is of the opinion that the Company's exposure to currency risk is minimal as there are no significant assets and liabilities that are denominated in foreign currencies as of the reporting date.

Equity price risk

The following table demonstrates the sensitivity of the fair value reserve to reasonably possible changes in quoted equity share prices, with all other variables held constant. The effect of decreases in equity prices is expected to be equal and opposite to the effect of the increases shown.

	<i>Changes in equity prices</i>	<i>Effect on equity 2024 QR</i>	<i>Effect on equity 2023 QR</i>
Investments at fair value through other comprehensive income	+10%	<u>7,340,163</u>	<u>7,336,282</u>

Credit risk

Credit risk is the risk that one party to a financial instrument will fail to discharge an obligation and cause the other party to incur a financial loss. The Company's exposure to credit risk is as indicated by the carrying amount of its assets which consist principally of bank balances and trade and other receivables.

With respect to credit risk arising from the other financial assets of the Company, the Company's exposure to credit risk arises from default of the counterparty, with a maximum exposure equal to the carrying amount of these instruments are as follows:

	<i>2024 QR</i>	<i>2023 QR</i>
Trade receivables	162,393,986	155,712,751
Short term deposits	88,000,000	-
Bank balances	20,081,885	12,087,304
Accrued profit on deposit with Islamic bank	2,529,922	194,479
Refundable deposits	909,030	2,206,100
Other receivables	<u>555,378</u>	<u>684,465</u>
	<u>274,470,201</u>	<u>170,885,099</u>

NOTES TO THE FINANCIAL STATEMENTS

At 31 December 2024

28 FINANCIAL RISK MANAGEMENT (CONTINUED)**Credit risk (continued)**

An impairment analysis is performed at reporting date using a provision matrix to measure expected credit losses. The calculation reflects the probability-weighted outcome, the time value of money and reasonable and supportable information that is available at the reporting date about past events, current conditions and forecasts of future economic conditions. Set out below is the information about the credit risk exposure on the Company's trade receivables using a provision matrix:

<i>31 December 2024</i>	<i>Current – 60 days QR</i>	<i>61 - 120 days QR</i>	<i>Over 120 days QR</i>	<i>Total QR</i>
Estimated total gross carrying amount	47,321,701	736,765	114,335,520	162,393,986
Expected credit loss	(94,636)	(157,671)	(76,183,132)	(76,435,439)
	<u>47,227,065</u>	<u>579,094</u>	<u>38,152,388</u>	<u>85,958,547</u>
Expected credit loss rate	<u>0.20%</u>	<u>21.40%</u>	<u>66.63%</u>	<u>47.07%</u>
<i>31 December 2023</i>	<i>Current – 60 days QR</i>	<i>61 - 120 days QR</i>	<i>Over 120 days QR</i>	<i>Total QR</i>
Estimated total gross carrying amount	42,942,868	277,575	112,492,308	155,712,751
Expected credit loss	(108,147)	(65,130)	(76,262,162)	(76,435,439)
	<u>42,834,721</u>	<u>212,445</u>	<u>36,230,146</u>	<u>79,277,312</u>
Expected credit loss rate	<u>0.25%</u>	<u>23.46%</u>	<u>67.79%</u>	<u>49.09%</u>

Liquidity risk

Liquidity risk is the risk that the Company will not be able to meet obligations as they fall due. The Company's approach to managing liquidity risk is to ensure, as far as possible, that it will always have sufficient liquidity to meet its liabilities when due, under both normal and stressed conditions, without incurring unacceptable losses or risking damage to the Company's reputation.

The Company's objective is to maintain a balance between continuity of funding and flexibility through the use of the Company's own reserves and bank facilities. The Company's terms of revenue require amounts to be paid within 21 to 30 days from the invoiced date.

The table below summarizes the maturities of the Company's undiscounted financial liabilities at the reporting date, based on contractual payment dates and current market finance cost rates.

<i>31 December 2024</i>	<i>On demand QR</i>	<i>Less than 3 months QR</i>	<i>3 to 12 months QR</i>	<i>More than 1 year QR</i>	<i>Total QR</i>
Trade payables	-	38,403,739	11,323,326	-	49,727,065
Bank facilities	-	10,762,713	30,833,084	169,451,880	211,047,677
Dividend payable	28,209,809	-	-	-	28,209,809
Provision for contribution to social and sports fund	-	1,501,423	-	-	1,501,423
Total	<u>28,209,809</u>	<u>50,667,875</u>	<u>42,156,410</u>	<u>169,451,880</u>	<u>290,485,974</u>

NOTES TO THE FINANCIAL STATEMENTS

At 31 December 2024

28 FINANCIAL RISK MANAGEMENT (CONTINUED)**Liquidity risk (continued)**

<i>31 December 2023</i>	<i>On demand QR</i>	<i>Less than 3 months QR</i>	<i>3 to 12 months QR</i>	<i>More than 1 year QR</i>	<i>Total QR</i>
Trade payables	-	36,466,742	9,013,780	-	45,480,522
Bank facilities	-	8,186,726	24,560,178	68,355,995	101,102,899
Dividend payable	28,497,329	-	-	-	28,497,329
Provision for contribution to social and sports fund	-	1,642,514	-	-	1,642,514
Lease liability	-	900,000	2,700,000	50,400,000	54,000,000
Total	28,497,329	47,195,982	36,273,958	118,755,995	230,723,264

Capital management

The primary objective of the Company's capital management is to ensure that it maintains healthy capital ratios in order to support its business and maximize shareholders' value. The Company manages its capital structure and makes adjustments to it in light of changes in business conditions. No changes were made in the objectives, policies or processes during the years ended 31 December 2024 and 2023. Capital comprises share capital and retained earnings and is measured at QR 337,422,067 as at 31 December 2024 (2023: QR 343,983,874).

29 FAIR VALUE OF FINANCIAL INSTRUMENTS

Set out below is a comparison of the carrying amounts and fair value of the Company's financial instruments as at 31 December 2024 and 2023:

	<i>Carrying amounts</i>		<i>Fair values</i>	
	<i>2024 QR</i>	<i>2023 QR</i>	<i>2024 QR</i>	<i>2023 QR</i>
Financial assets				
Bank balances	20,081,885	12,082,304	20,081,885	12,082,304
Short term deposits	88,000,000	-	88,000,000	-
Trade and other receivables	103,880,538	92,588,015	103,880,538	92,588,015
Investments at fair value through other comprehensive income	73,401,634	73,362,823	73,401,634	73,362,823
Financial liabilities				
Trade and other payables	79,724,216	76,772,704	79,724,216	76,772,704
Lease liability	-	40,692,837	-	40,692,837
Bank facilities	185,290,736	89,637,710	185,290,736	89,637,710

The fair value of the financial assets and liabilities are included at the amount at which the instrument could be exchanged in a current transaction between willing parties, other than in a forced or liquidation sale. The following methods and assumptions were used to estimate the fair values:

- The carrying amounts of bank balances, trade and other receivables, trade and other payables and retention payable approximate their fair values largely due to the short-term maturities of these instruments.
- The fair value of quoted investments is based on price quoted at the end of the reporting period.

The Company uses the following hierarchy for determining and disclosing the fair value of financial instruments by valuation technique.

- Level 1: Quoted (unadjusted) prices in active markets for identical assets or liabilities;
- Level 2: Other techniques for which all inputs which have a significant effect on the recorded fair value are observable, either directly or indirectly; and
- Level 3: Techniques which use inputs which have a significant effect on the recorded fair values are not based on observable market data.

NOTES TO THE FINANCIAL STATEMENTS

At 31 December 2024

29 FAIR VALUE OF FINANCIAL INSTRUMENTS (CONTINUED)

As at 31 December 2024 and 31 December 2023, the Company held the following classes of financial instruments measured at fair value:

	<i>2024 QR</i>	<i>Level 1 QR</i>	<i>Level 2 QR</i>	<i>Level 3 QR</i>
<i>Financial assets</i>				
Financial assets at fair value through other comprehensive income	<u>73,401,634</u>	<u>73,401,634</u>	<u>-</u>	<u>-</u>
	<u>73,401,634</u>	<u>73,401,634</u>	<u>-</u>	<u>-</u>
<i>Non-financial assets</i>				
Revalued land and building	<u>733,729,845</u>	<u>-</u>	<u>-</u>	<u>733,729,845</u>
Investment property	<u>26,244,000</u>	<u>-</u>	<u>-</u>	<u>26,244,000</u>
	<u>759,973,845</u>	<u>-</u>	<u>-</u>	<u>759,973,845</u>
	<i>2023 QR</i>	<i>Level 1 QR</i>	<i>Level 2 QR</i>	<i>Level 3 QR</i>
<i>Financial assets</i>				
Financial assets at fair value through other comprehensive income	<u>73,362,823</u>	<u>73,362,823</u>	<u>-</u>	<u>-</u>
	<u>73,362,823</u>	<u>73,362,823</u>	<u>-</u>	<u>-</u>
<i>Non-financial assets</i>				
Revalued land and building	<u>740,906,993</u>	<u>-</u>	<u>-</u>	<u>740,906,993</u>
Investment property	<u>26,270,000</u>	<u>-</u>	<u>-</u>	<u>26,270,000</u>
	<u>767,176,993</u>	<u>-</u>	<u>-</u>	<u>767,176,993</u>

There were no transfers between Level 1 and Level 2 measurements during the year, and no transfers into or out of Level 3 fair value measurements during the year.

Reconciliation of Level 3 fair values

The following table shows a reconciliation from the opening balances to closing balances for Level 3 fair values:

	<i>2024 QR</i>	<i>2023 QR</i>
At 1 January	767,176,993	768,369,078
Additions	2,482,252	30,150,090
Fair value (loss) gain	(26,000)	(21,514,721)
Depreciation charge for the year	(9,659,400)	(9,827,454)
At 31 December	<u>759,973,845</u>	<u>767,176,993</u>

30 SIGNIFICANT ESTIMATES AND JUDGMENTS**Use of estimates and judgments**

The preparation of financial statements in conformity with IFRS requires management to make estimates and assumptions that affect the reported amounts of assets and liabilities and disclosure of contingent assets and liabilities at the date of the financial statements and the reported amounts of revenues and expenses during the reporting period. Although these estimates are based on management's best knowledge of current events and actions, actual results may ultimately differ from those estimates.

30 SIGNIFICANT ESTIMATES AND JUDGMENTS (CONTINUED)

Use of estimates and judgments (continued)

The estimates and underlying assumptions are reviewed regularly. Revisions to accounting estimates are recognised in the period in which the estimate is revised if the revision affects only that period or in the period of the revision and future periods if the revision affects both current and future periods.

The key assumptions concerning the future and other key sources of estimation uncertainty at the reporting date, that have a significant risk of causing a material adjustment to the carrying amounts of assets and liabilities within the next financial year, are described below. The Company based its assumptions and estimates on parameters available when the financial statements were prepared. Existing circumstances and assumptions about future developments, however, may change due to market changes or circumstances arising beyond the control of the Company. Such changes are reflected in the assumptions when they occur.

Provision for expected credit losses of trade and other receivables

The 'expected credit loss' (ECL) impairment model requires forward looking information, which is based on assumptions for the future movement of different economic drivers and how these drivers will affect each other. It also requires management to assign probability of default to various categories of receivables. Probability of default constitutes a key input in measuring an ECL and entails considerable judgement; it is an estimate of the likelihood of default over a given time horizon, the calculation of which includes historical data, assumptions and expectations of future conditions. It is expected that under the new impairment model credit losses will be recognised earlier.

At the reporting date, gross trade receivables were QR 162,393,986 (2023: QR 155,712,751) and the allowance for expected credit losses was QR 76,435,439 (2023: QR 76,435,439). Any difference between the amounts actually collected in future periods and the amounts expected will be recognised in the statement of profit or loss and other comprehensive income.

Fair value of properties carried under the revaluation model and investment property

Fair value is the price that would be received upon the sale of an asset or that would be paid to transfer a liability in an orderly transaction between market participants at the measurement date.

The Company carries its investment property at fair value, with changes in fair value being recognised in the statement of profit or loss. For investment property, a valuation methodology based on a discounted cash flow (DCF) model was used. In addition, the properties that are used for its business operations are measured under the revaluation model of IAS 16, with changes in fair value being recognised in OCI. These assets are revalued on periodic basis by either engaging a real estate valuation expert or internally to value the properties at the date of statement of financial position. The third-party valuers utilise methods and techniques generally recognised as standard within the industry.

These techniques include the sales comparison, discounted cash flows or the capitalization of future cash streams of the underlying asset using the prevailing capitalization rate for similar properties or similar geographies. The valuation experts use their judgement in identifying the appropriate valuation technique for valuing the asset, identifying comparable assets, and determining the unobservable valuation inputs used in the valuation models including the depreciated replacement cost per square meter of built-up area and the market price per square foot of land. Management assessment of the change in fair value in the current year is disclosed in Note 6.

Impairment of inventories

Inventories are held at the lower of cost and net realisable value. When inventories become old or obsolete, an estimate is made of their net realisable value. For individually significant amounts this estimation is performed on an individual basis. Amounts which are not individually significant, but which are old or obsolete, are assessed collectively and a provision applied according to the inventory type and the degree of ageing or obsolescence.

At the reporting date, gross inventories were QR 33,274,080 (2023: QR 30,971,068) with provision for obsolete and slow-moving inventories of QR 2,020,207 (2023: QR 1,704,067). Any difference between the amounts actually realised in future periods and the amounts expected will be recognised in the statement of profit or loss and other comprehensive income.

30 SIGNIFICANT ESTIMATES AND JUDGMENTS (CONTINUED)

Use of estimates and judgments (continued)

Useful lives of property and equipment

The Company's management determines the estimated useful lives of its property and equipment for calculating depreciation. This estimate is determined after considering the expected usage of the asset or physical wear and tear. Management reviews the residual value and useful lives annually and future depreciation charge would be adjusted where the management believes the useful lives differ from previous estimates.

Going concern

The Company's management has made an assessment of the Company's ability to continue as a going concern and is satisfied that the Company has the resources to continue in business for the foreseeable future. Furthermore, the management is not aware of any material uncertainties that may cast significant doubt upon the Company's ability to continue as a going concern. Therefore, the financial statements continue to be prepared on a going concern basis.

Right-of-use asset and lease liability

Significant judgement in determining the lease term of contracts with renewal options

The lease term determined by the Company comprises non-cancellable period of lease contracts, periods covered by an option to extend the lease if the Company is certain to exercise that option and periods covered by an option to terminate the lease if the Company is reasonably certain not to exercise that option. For lease contracts with indefinite term, the Company estimates the length of the contract to be equal to the estimated useful life of non-current assets located in the leased property and physically connected with it or determines the length of the contract to be equal to the average or typical market contract term of particular type of lease. The same economic useful life is applied to determine the depreciation rate of right-of-use asset.

The present value of the lease payment is determined using the discount rate representing the rate of finance cost rate swap applicable for currency of the lease contract and for similar tenor, corrected by the average credit spread of entities with rating similar to the Company's rating, observed in the period when the lease contract commences or is modified.

Incremental borrowing rate

The Company cannot readily determine the interest rate implicit in the lease, therefore, it uses its incremental borrowing rate (IBR) to measure lease liability. The IBR is the profit rate that the Company would have to pay to borrow over a similar term, and with a similar security, the funds necessary to obtain an asset of a similar value to the right-of-use asset in a similar economic environment. The IBR therefore reflects what the Company 'would have to pay', which requires estimation when no observable rates are available (such as when the Company do not enter into financing transactions) or when they need to be adjusted to reflect the terms and conditions of the lease (for example, when leases are not in the Company's functional currency).

The Company estimates the IBR using observable inputs (such as the profit rate) when available and is required to make certain entity-specific estimates (such as the Company's stand-alone credit rating).

NOTES TO THE FINANCIAL STATEMENTS

At 31 December 2024

31 DISCONTINUED OPERATIONS

On 30 April 2024, the Company ceased the operations of Wakra Clinic and was classified as discontinued operations. As a result, revenues and expenses, and gains and losses relating to the discontinuation of this operation have been removed from the results of continuing operations and are presented as a single line item on the face of the statement of profit or loss and other comprehensive income and comparative information has been reclassified to be consistent with this presentation.

The results of Wakra Clinic for the period are presented below:

	2024 QR	2023 QR
Operating income	34,198	349,895
Operating costs	(750,930)	(3,702,887)
Gross loss	(716,732)	(3,352,992)
Other income	-	600,000
General and administrative expenses	(451,493)	(935,692)
Depreciation of property and equipment	(935,757)	(2,834,213)
Amortisation of right-of-use assets	(783,168)	(2,349,504)
Finance costs	(535,258)	(1,658,046)
Loss for the year from discontinued operations	(3,422,408)	(10,530,447)
Discontinued operations:		
Impairment of non-financial assets (i)	(36,242,212)	-
Gain on termination of lease (ii)	5,568,712	-
Loss for the period	(34,095,908)	(10,530,447)

i. Impairment of non-financial assets

Immediately before the classification of Wakra Clinic as discontinued operations, the recoverable amount was estimated for leasehold improvements under property and equipment and impairment loss were identified. Following the classification, a write-down of QR 36,242,212 was recognised on 1 May 2024 to reduce the carrying amount of the assets in the disposal group to their fair value less costs to sell. This was recognised in discontinued operations in the statement of profit or loss and other comprehensive income.

ii. Gain on termination of lease

Immediately after the classification of Wakra Clinic as discontinued operations, the lease contract for the Clinic was terminated and entire amount of QR 34,459,383 of right of use asset and lease liability of QR 40,028,095 were derecognised. Accordingly, a gain of termination of lease of QR 5,568,712 was recognised.